

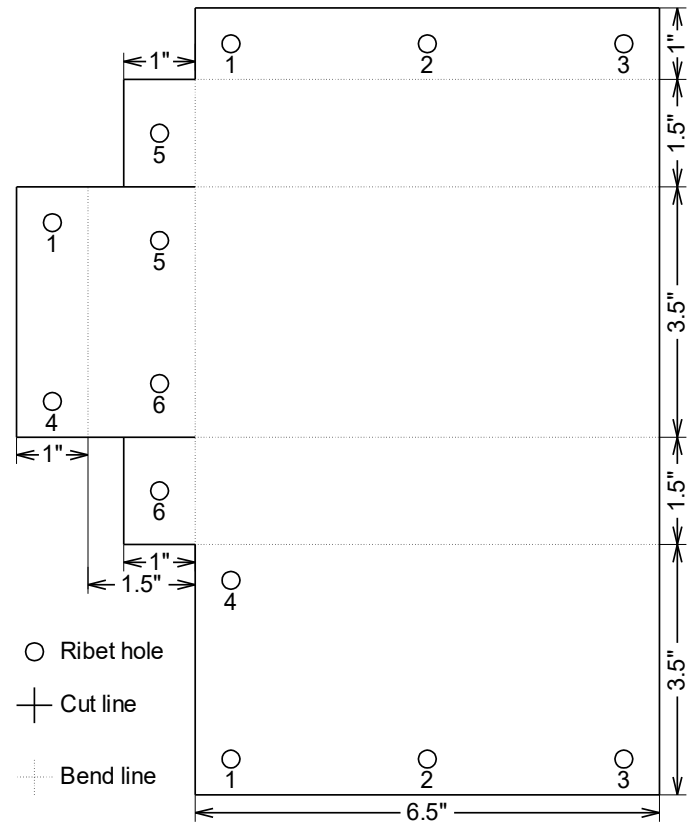
## Gutter Debris Removal

When heavy rain, the rainwater overflows over the gutter rim violently due to debris accumulated such as moss grown slipping down to the gutter.


### (A) Making home made gutter debris removal tools



Rake (left) & Scoop box (right) & Adjustable PVC arm (up)



Scoop box template




Rusted old cookie pan to make a sheet metal



Cut four sides by rotary tool and flatten by rubber mallet





Successfully made a sheet metal by using a sheet metal cutter



A 2 x 4 lumber is working as a mold form when folding sheet metal and making holes for rivets


## (B) Sheet metal cutter



Sheet metal cutter (Rotating ring grooves hold sheet metal. Locked-in ring cutter cuts sliding sheet metal)



How to assemble sheet metal cutter to cordless drill



Cut shape (Grooves hold down right side of sheet metal firmly and sheet metal moves backward smoothly)

**(C) Harvest**



8" (Diameter) x 8" (Height) bucket filled with debris



16' long gutter of two story house