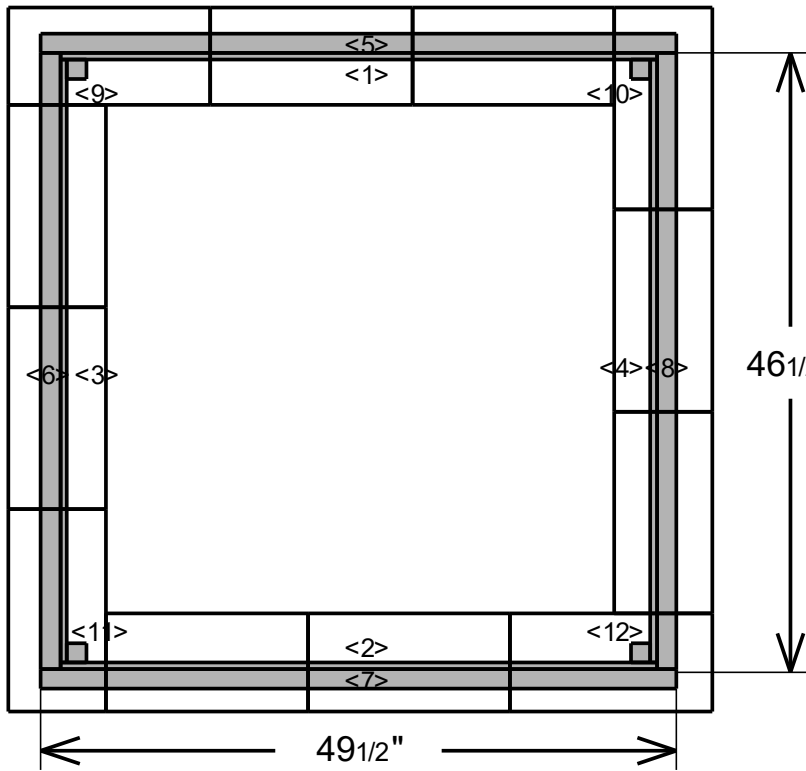












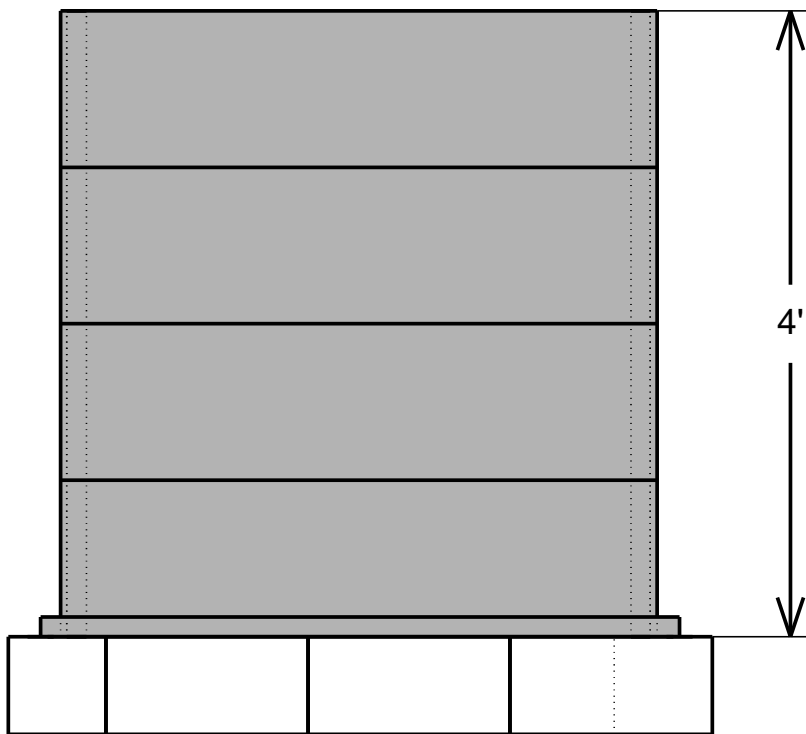


Woodwork Compost



- 8'x4'x7/16" #1  <1> 1' x 46 1/2" x 4
- 8'x4'x7/16" #1  <2> 4' x 46 1/2"
- 8'x4'x7/16" #2  <3> 4' x 45 5/8"
- 8'x4'x7/16" #2  <4> 4' x 45 5/8"
- 8'x2"x4" #1  <5> 49 1/2"
- 8'x2"x4" #1  <6> 46 1/2"
- 8'x2"x4" #2  <7> 49 1/2"
- 8'x2"x4" #2  <8> 46 1/2"
- 8'x2"x4" #3  <9> 4'
- 8'x2"x4" #3  <10> 4'
- 8'x2"x4" #3  <11> 4'
- 8'x2"x4" #3  <12> 4'



Compost Frame Schematic



Frame Assembled with 4 Segmented Front Boards



Located on Concrete Block Basement



One More Box Added, Painted, & Galvanized Steel Chain Link Roof to Protect from Animals' Intrusion