


1999 Toyota Avalon Coolant Thermostat Replacement


Check engine light lit and OBD II scanner indicated P0125.




Draining coolant from radiator




Draining coolant from engine room and heater core




Before




Detached four electrical connectors, radiator upstream rubber hose, and clamps



Old coolant thermostat appeared




Removing coolant path housing



About to be removed...





Removed




Coolant path housing




Coolant thermostat (Up; Old, Down; New)




New coolant thermostat




Before attaching new coolant thermostat
(Inside engine compartment)



New coolant thermostat attached



Burying coolant path housing making room into extremely narrow space



Done